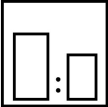


Intended use


Fast drying, glossy 1K acrylic paint for complete and partial coatings on vehicles and machines. Perfectly suitable to be filled into aerosol spray cans.


Processing instructions


	Mixing ratio		
	hardener	by weight (lacquer : hardener)	by volume (lacquer : hardener)
	--	--	--


	Hardener
	--

	Pot life
	--

	Thinner
	Mipa Verdünnung UN 21

	Spray viscosity	Airmix/Airless
	gravity spray gun	--
	18 - 20 s 4 mm DIN	

	Application mode					
	application mode	hardener	pressure (bar)	nozzle (mm)	spray passes	dilution
	gravity spray gun/ HVLP	--	2,0 - 2,5	1,2 - 1,3	2 - 4	25 - 30 %

	Drying time						
	hardener	object temperature	dust dry	set to touch	ready for assembly	sandable	recoatable
	--	20 °C	10 - 15 min	20 - 25 min	1 - 2 h	--	15 min
	--	60 °C	--	--	30 min	--	--

Fully cured after 2 days (20 °C).

Note

Characteristics:	binder base:	acrylic copolymer
	solids content (% by weight):	46 - 52
	solids content (% by volume):	34 - 36
	delivery viscosity DIN 53211 4 mm (in s):	125 - 135
	density DIN EN ISO 2811 (kg/l):	1,0 - 1,2
	gloss level ISO 2813 at 60° (GU):	> 80 gloss

Properties:	electrostatic application possible short drying time highly UV- and weather-resistant heat resistance: - short-term heat exposure: 130 °C - permanent heat exposure: 70 °C adhesion on unplasticised PVC
Theoretical spreading rate :	28,5 - 35,7 m ² /kg for 10 µm dry film thickness 34,2 - 36,7 m ² /l for 10 µm dry film thickness
Storage:	for at least 3 years in the unopened original container. Optimum storage conditions between + 5 °C and + 25 °C, avoid direct sunlight. Other storage conditions may lead to undesirable properties of the material.
VOC Regulation :	This product contains the following maximum VOC-values: undiluted: < 550 g/l of VOC
Processing conditions:	from + 10 °C and up to 80 % relative humidity. Ensure adequate air ventilation.
Substrate preparation:	Remove oil, grease, rust, mill scale, rolling skins, as well as other substances impairing the function of the coating! Attention: A direct adhesion cannot be taken as granted due to most different kinds of metals, alloys, metallic and conversion coatings and so on. The adhesion must therefore be tested on the original metal substrate. steel: - blast to cleaning degree Sa 2½, remove blast residues and overcoat promptly - de-rust with hand and power tools to degree of cleanliness St 3 - degrease with Mipa WBS Reiniger or Mipa Silikonentferner zincd substrates: - clean the surface with the ammonia solution Mipa Zinkreiniger - sweep blast aluminium: - degrease with Mipa 2K-Verdünnung, sand thoroughly with sandpaper P 360/400 and clean subsequently with Mipa Silikonentferner unplasticised PVC: - clean (remove completely any mould release agents), degrease with Mipa Kunststoffreiniger, sand slightly and degrease again with Mipa Kunststoffreiniger 1K old paintworks: - remove completely (sanding, paint remover)

Proposed coating structure: steel:
priming coat: *AK 105-20 / AK 100-20 / VB 100-20 with 50 - 60 µm
Trockenschichtdicke
finishing coat: AY 210-90 with 30 - 40 µm dry film thickness

zincd substrates:
priming coat: *VB 100-20 with 50 - 60 µm dry film thickness
finishing coat: AY 210-90 with 30 - 40 µm dry film thickness

aluminium:
priming coat: *VB 100-20 with 25 - 30 µm dry film thickness
finishing coat: AY 210-90 with 30 - 40 µm dry film thickness

unplasticised PVC:
AY 210-90 with 40 - 50 µm dry film thickness

*Further Mipa primers are available. Please contact your technical adviser or our application technicians.

Special notes:

For professional use only.

Especially UV-resistant pigmentations are available on demand.

Furthermore it's possible to mix it with neon colours which can be applied then as single-layer. Please see the technical data sheet "Mipa Neon-Farbtöne PMI singlelayer paints".

In case of ambient temperatures higher than 25°C it's necessary to add 70 % of Mipa Verdünnung UN 21 (to avoid cobwebbing).

Check colour before use.

Cleaning of tools:

Clean tools immediately after use with Mipa Nitroverdünnung.